



**CONNECTING
the world**

MPET
MSC PSA EUROPEAN TERMINAL

De grootste container terminal in Europa

MSC PSA European Terminal (MPET)
is een 50/50 joint venture tussen PSA en
Terminal Investment Limited (TIL)

PSA International

- ✦ wereldwijde havengroep met thuisbasis in Singapore
- ✦ beheert ruim 60 diepzee-, spoor- en binnenvaartterminals, verspreid over meer dan 170 locaties in 45 landen

Terminal Investment Limited

- ✦ opgericht in 2000 door de familie Aponte om ligplaatsen en terminalcapaciteit veilig te stellen in de grote havens die worden gebruikt door Mediterranean Shipping Company (MSC)
- ✦ beheert wereldwijd meer dan 70 container terminals

Onze Terminal

38

KADEKRANEN

241

STRADDLE CARRIERS

3,7 km

KAAILENGTE

247ha

OPPERVLAKTE

9 M TEU

JAARLIJKE CAPACITEIT



Key Facts

Terminal



3,680 m

Kaailengte



17 m

Max diepgang DGD



247 ha

Oppervlakte



9 m TEU

Jaarcapaciteit



11

Ligplaatsen

Operaties

**10 vessel &
1 dedicated barge**

Max aantal ligplaatsen

Tot 125 T

Breakbulk hefcapaciteit
kadekranen

Tot 800 T

Breakbulk hefcapaciteit
vlotkraan PoAB

Materiaal



38

Kadekranen



2

Spoorkranen



241

Straddle carriers



4360

Reefer connecties

Schelde rivier

16 m

Max diepgang Schelde

+6 m

Getijdenverschil

Werknemers

±165

Bedienden

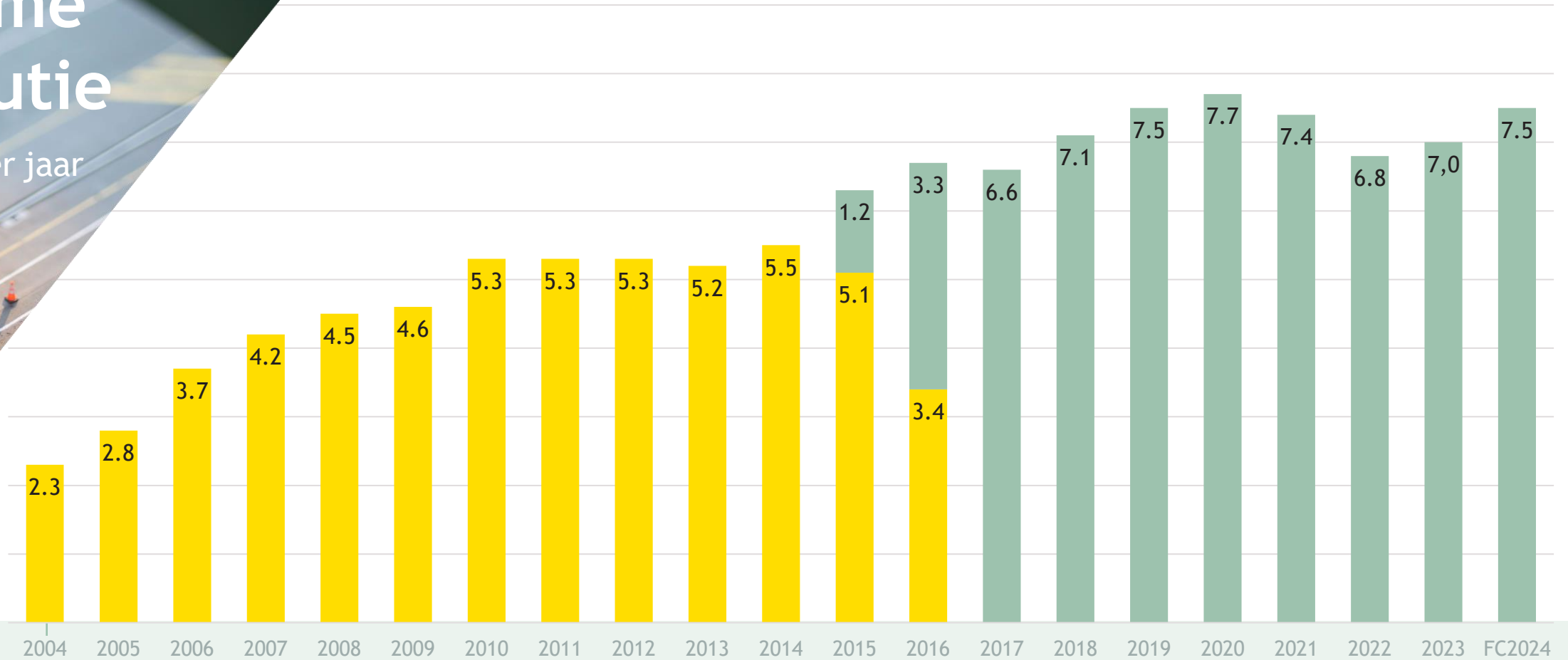
±2,000

Arbeiders

Volume evolutie

M TEU per jaar

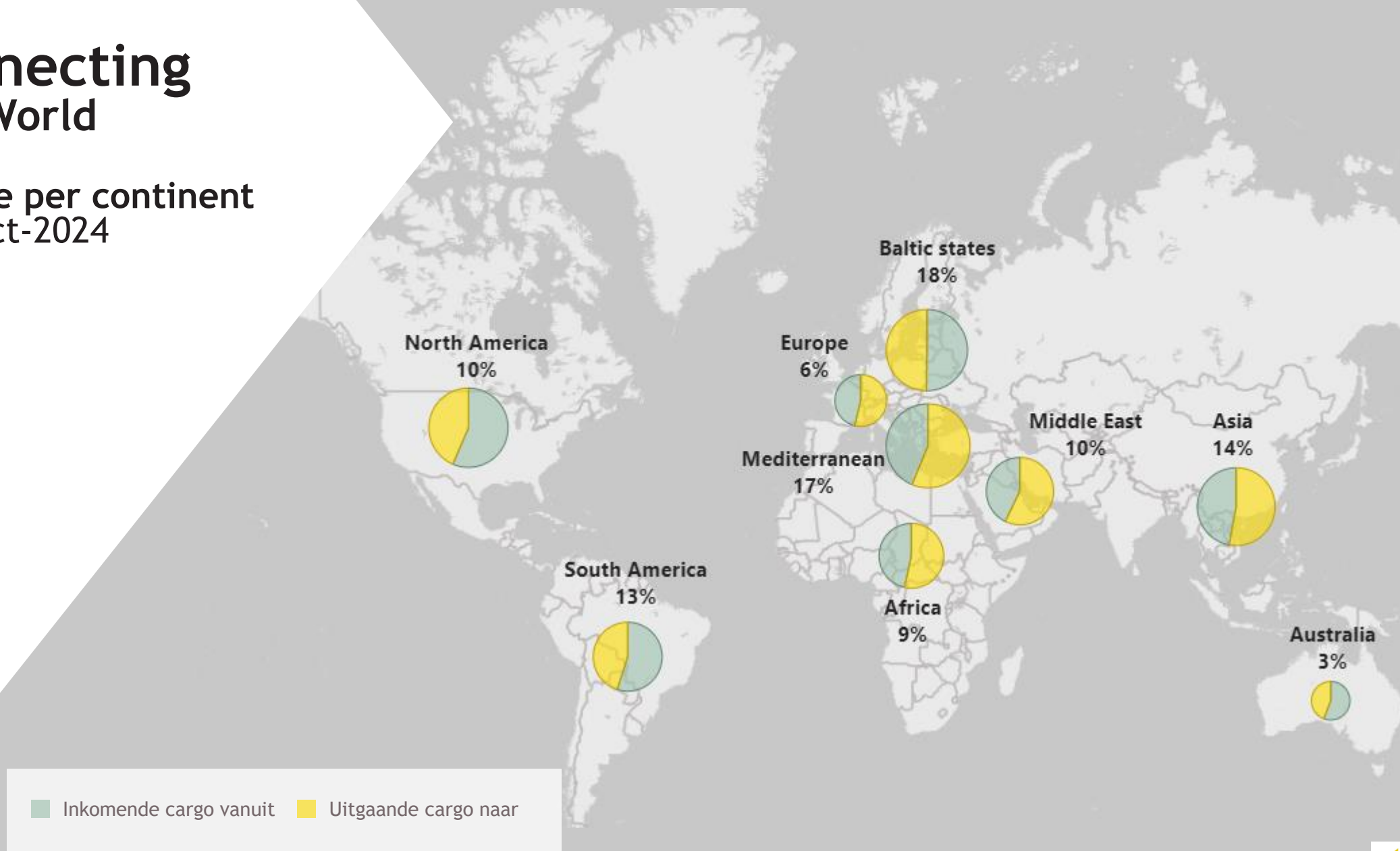
Rechteroever Linkeroever



Opening
MSC HOME
TERMINAL

Connecting The World

Volume per continent
YTD Oct-2024



■ Inkomende cargo vanuit ■ Uitgaande cargo naar

Connecting The World

YTD Oct-2024
Cijfers

Services

wekelijks

22 Diepzee schepen &
21 Feeder schepen
Gem. Callsize **2.019** ctrs

35% Local &
65% Transshipment

Intermodal

36%

Barge

55%

Truck

9%

Rail

78.314

Vessel
containers per week

9.126

Barge
containers per week

13.998

Truck
containers per week

2.171

Rail
containers per week

+50%

MPET behandelt +50%
van het container
volume in Antwerpen

It can be reproduced without permission.

Intermodal

YTD Oct-2024 facts



± 22 bezoeken/dag
6.599 bezoeken YTD



613.952 TEU





36%
Barge



55%
Truck



9%
Rail

 Inkomende cargo vanuit  Uitgaande cargo naar

Intermodal

YTD Oct-2024 facts



36%
Barge



55%
Truck



9%
Rail

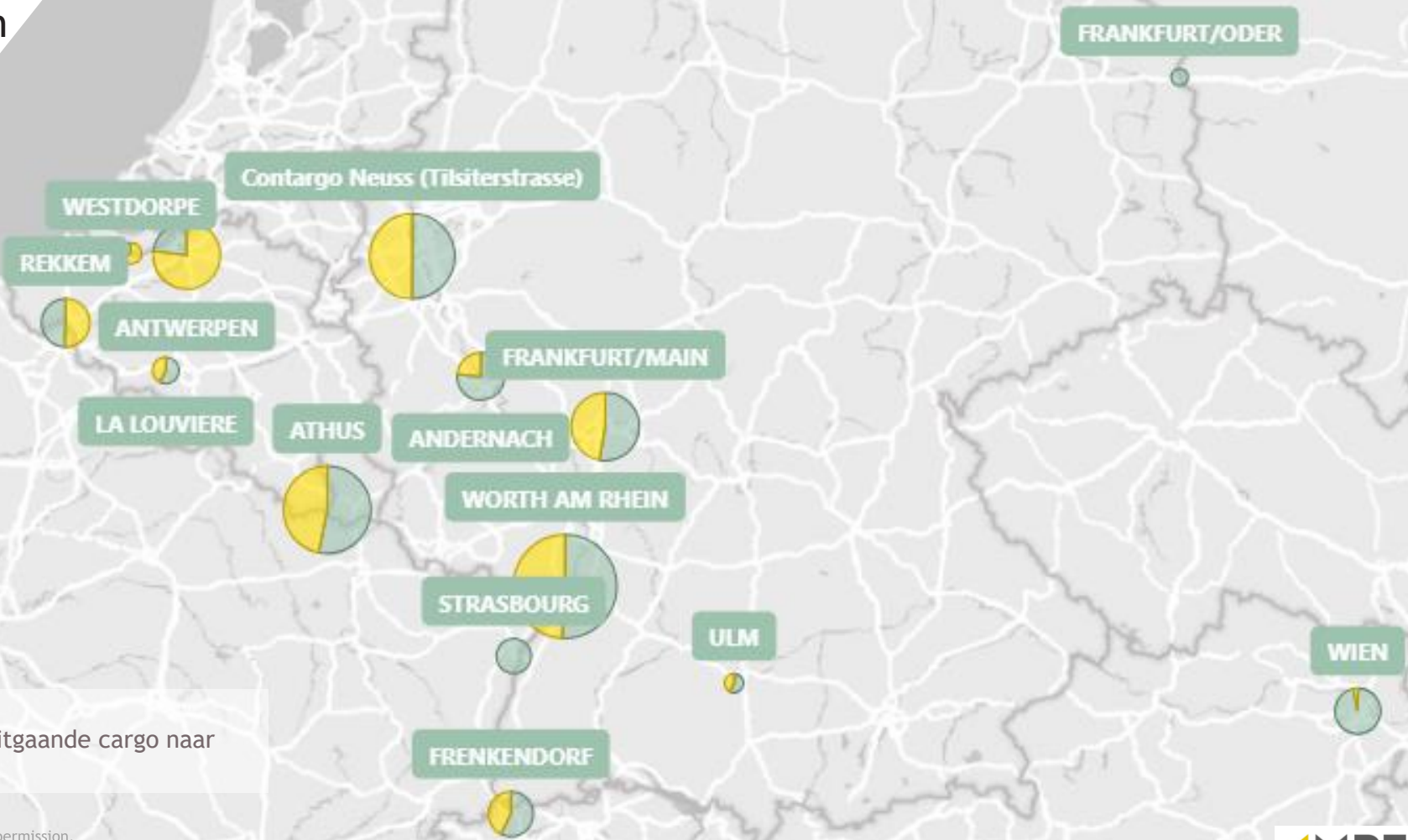


± 4 tot 8 bezoeken/dag
2.568 totaal bezoeken



158.924 TEU

■ Inkomende cargo vanuit ■ Uitgaande cargo naar



Intermodal

YTD Oct-2024 facts



36%
Barge



55%
Truck



9%
Rail



± 2.277 bezoeken/dag
523.693 totaal bezoeken



1.026.646 TEU

Barge

YTD Oct-2024
facts

Algemeen



13

Shipping lines



33

Barge operators



247

Unieke lichters



6.599

Bezoeken



397.932

containers

Container info

4%

IMDG containers

1,6%

Reefers

19%

Containers op K1718

81%

Containers op K1742

56%

Export

44%

Import

80%

Vol

20%

Leeg

Hinterland terminals



2%

Zwitserland



4%

Frankrijk



19%

Duitsland



21%

Nederland



54%

België

Uitdagingen & Kansen

An aerial photograph of a port terminal. In the foreground, a barge loaded with colorful shipping containers is docked at a pier. Behind it, several large gantry cranes are visible, along with stacks of containers. In the background, wind turbines and other industrial structures are scattered across the landscape under a blue sky with light clouds.

✔ Berthing VS's en BG's

Uitdagende berth allocatie van alle schepen aan dezelfde kaai

✔ Callsizes

Efficiëntere lichterbehandeling & meer bargevolume dankzij grotere callsize

✔ Corridors

Bundeling van volumes op vaargebieden

✔ Capaciteit & dwell times

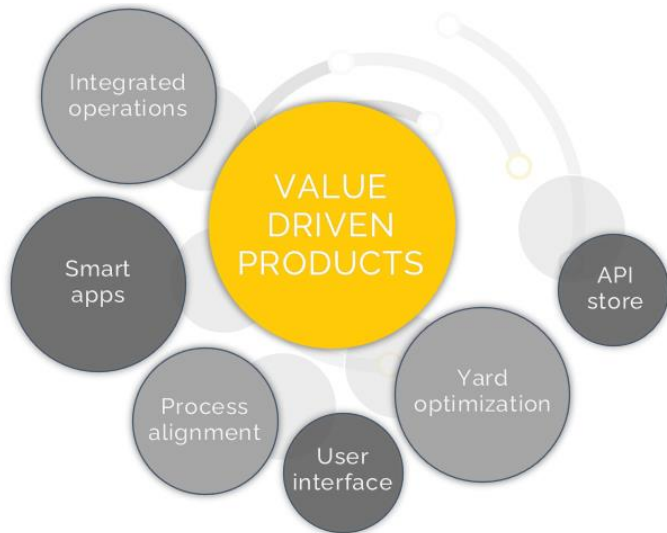

Maximalisatie van capaciteit door monitoring en controle op dwell time

✔ Modal Split

Optimale benutting van alle modaliteiten

✔ Datasharing

Automatische data uitwisseling zal leiden tot efficiënter en slimmer samenwerken



➤ **Via Website of via Api**

Visualisatie en beschikbaarheid informatie betreffende container & vessel status

➤ **Geïntegreerde operaties**

Directe data flow tussen hinterland en MPET

➤ **Proces alignering; Copino Check**

Pre pick up & delivery admin check


➤ **Yard optimisatie**

StackedConnect - Hinterland Notification API

➤ **RBU Retrieve Best Unit**

Verkorten pick up tijden

➤ **Push/Pull**




Terugkoppeling info rond barge laad- & loslijsten

🔍 BG/RL Visit Filters

Call Reference	Container Number	Object
Planned Arrival From 📅	Planned Arrival To 📅	Mode Of Transport Barge

✓ BG/RL Visits

Call Reference	Object	Operator Tin	MOT	ETA	RTA	LCT	Updated On	Load #Req / #Act	Load Ok	Dis #Req / #Act	Dis Ok
1059502	DILSBERG	NL813193631B01	Barge	2024-12-13 08:00	2024-12-13 06:00	2024-12-13 02:00	2024-12-11 16:31	12 / 12	10	21 / 20	20
1058688	CYGNUS	BE0437465347	Barge	2024-12-12 06:00	2024-12-12 07:00	2024-12-12 03:00 🔒	2024-12-11 16:29	142 / 142	126	144 / 144	144
1059396	VICTORIA	NL810571304B01	Barge	2024-12-13 09:00	2024-12-13 06:00	2024-12-13 02:00	2024-12-11 16:02	62 / 60	60	22 / 22	22
1059450	Amberes	BE0643534127	Barge	2024-12-12 06:00	2024-12-12 14:00	2024-12-12 10:00	2024-12-11 15:53	190 / 200	200	300 / 300	300
1059528	CASA BLANCA	NL005658366B01	Barge	2024-12-13 06:00	2024-12-13 06:00	2024-12-13 02:00	2024-12-11 15:43	0 / 0	0	34 / 34	34
1059761	AEOLUS	BE0561917535	Barge	2024-12-14 05:00	-	-	2024-12-11 15:31	14 / 8	8	14 / 0	0
1059302	Geronimo ?+ Gondel	BE0643534127	Barge	2024-12-12 19:00	2024-12-13 04:30	2024-12-13 00:30	2024-12-11 15:14	20 / 20	20	0 / 0	0
1059252	PALAZZO	NL860205976B01	Barge	2024-12-12 06:00	2024-12-12 06:00	2024-12-12 02:00 🔒	2024-12-11 14:52	25 / 25	10	1 / 0	0
1059395	VICTORIA	NL810571304B01	Barge	2024-12-12 09:00	2024-12-12 10:30	2024-12-12 06:30 🔒	2024-12-11 14:48	59 / 60	57	144 / 144	144



Dashboard

Container Information

Vessel Calls

More Info



Object call

Call Reference 1059682	Object CUGINI	Quay 1718	Object Status -
ETA 2024-12-14 01:00	RTA -	Containers Loading 4	Containers Discharging 10

Messages

Processed On	Message Function	Status
2024-12-11 12:41		Processed

5 1-1 of 1 < 1 >

Container Filters

Container Number	BL Number	Carrier	Direction	Terminal Release
			<input type="button" value="Load"/> <input type="button" value="Discharge"/>	<input type="button" value="Yes"/> <input type="button" value="No"/>
Customs Status	Customs Progress		On Terminal	Commercial Release
			<input type="button" value="Yes"/> <input type="button" value="No"/>	<input type="button" value="Yes"/> <input type="button" value="No"/>
			Deleted	Assigned
			<input type="button" value="Yes"/> <input type="button" value="No"/>	<input type="button" value="Yes"/> <input type="button" value="No"/>
				Pickup Ready
				<input type="button" value="Yes"/> <input type="button" value="No"/>

Copino Containers

Last update: 2024-12-12 08:40

Container	Container Type	Load Status	Container Weight	VGM Weight	Carrier	Object	ETA	ETD	Location	Container Status	Discharge	Dwell Time	Departure	Expected Parking	ON TML	COM REL	TML REL	CUST STS	ASSIGN STS	PCKP RDY	Apply Ok	Discharge Expected	
EXFU6706252	20FT Container Tank	FULL	20000 KG	19999 KG	MAE	ORCA I	-	2024-12-14 01:00	K1718	On Terminal	2024-12-10 09:26	2 days	-		✓	✓	✓	✓	✓	✓	✓	✓	✓
EXFU8229349	20FT Container Tank	FULL	4000 KG	Unknown	MAE	MAERSK OHIO	2024-12-12 02:00	2024-12-14 01:00	1718	Planned	-	0 days	-		○	✓	✓	✓	✓	●	✓	✓	✓
MSMU2462560	20FT Dry Van	FULL	8000 KG	Unknown	MSC	MAERSK OHIO	2024-12-12 02:00	2024-12-14 01:00	1718	Planned	-	0 days	-		○	✓	✓	●	✓	●	✓	✓	✓
EXFU8227990	20FT Container Tank	FULL	4000 KG	3670 KG	MAE	ORCA I	-	2024-12-14 01:00	K1718	On Terminal	2024-12-10 09:20	2 days	-		✓	✓	✓	✓	✓	✓	✓	✓	✓

100 1-4 of 4 < 1 >

BACK



**CONNECTING
the world**